

# Grundgrifftabelle

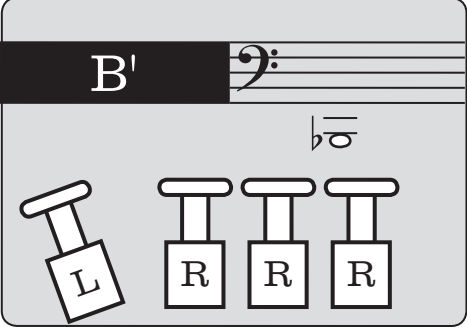
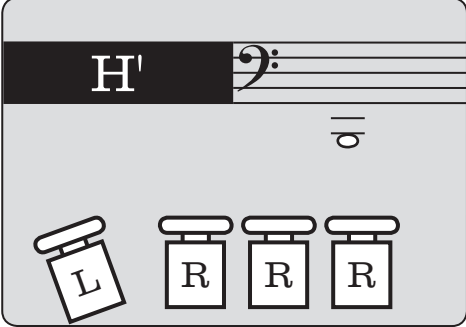
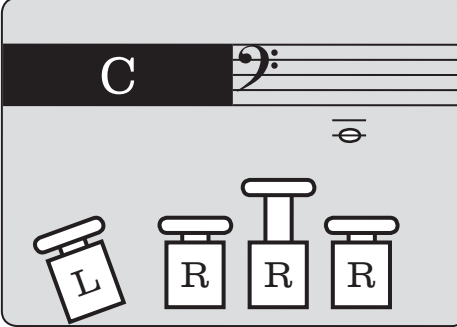
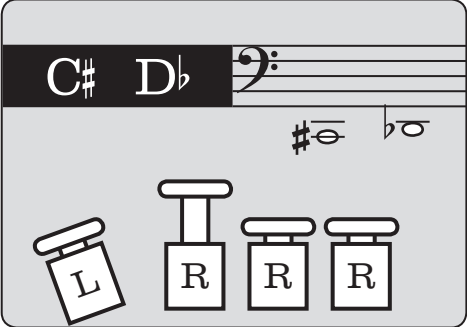
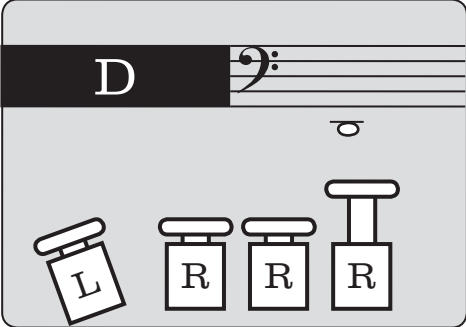
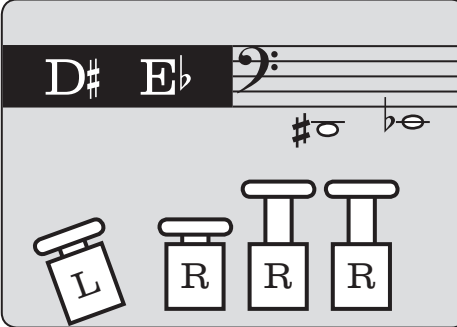
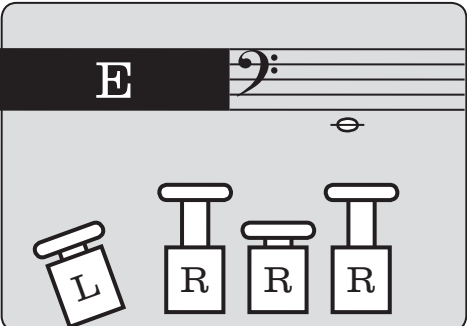
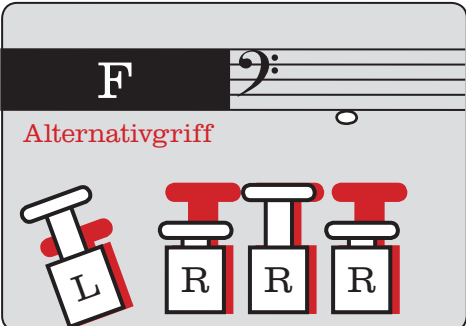
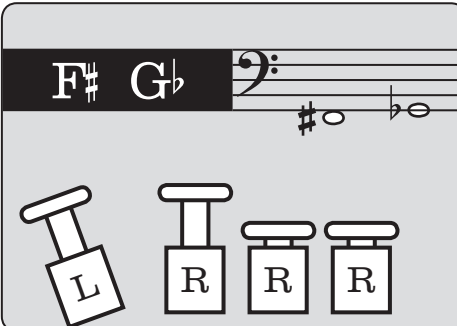
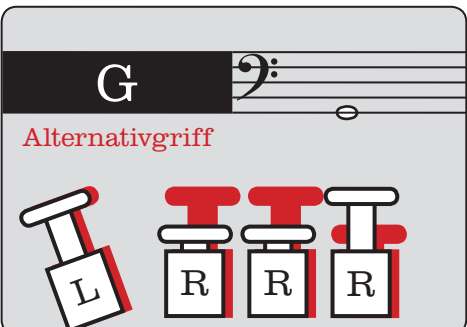
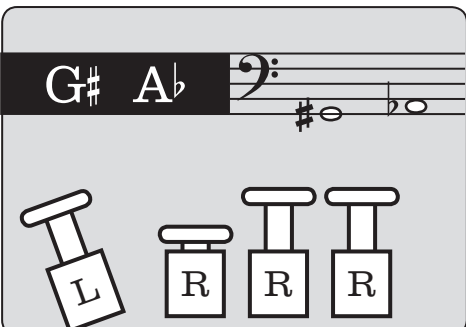
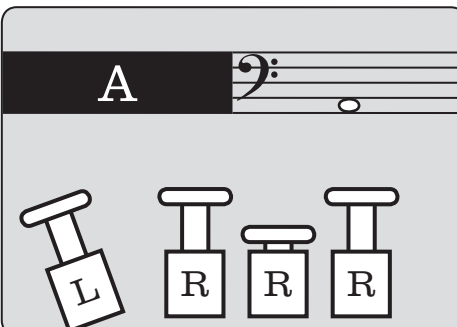
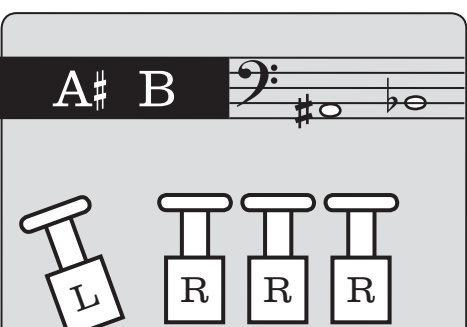
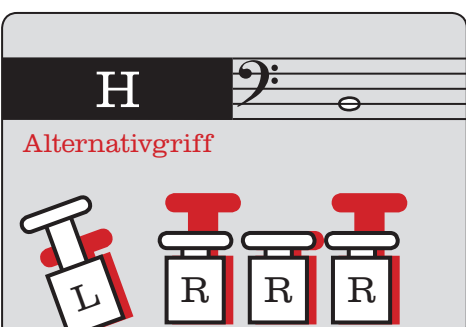
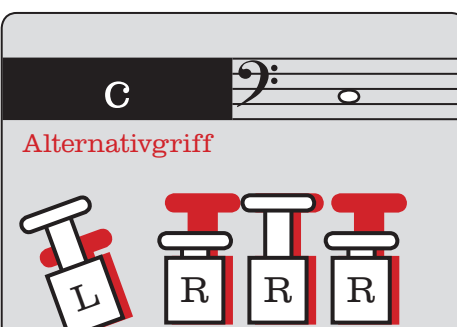
für Euphonium in B

mit seitlichem Quartventil

B' bis c

JUPITER®

www.jupiter.info

<p><b>B'</b></p> 	<p><b>H'</b></p> 	<p><b>C</b></p> 
<p><b>C# Db</b></p> 	<p><b>D</b></p> 	<p><b>D# Eb</b></p> 
<p><b>E</b></p> 	<p><b>F</b> Alternativgriff</p> 	<p><b>F# Gb</b></p> 
<p><b>G</b> Alternativgriff</p> 	<p><b>G# Ab</b></p> 	<p><b>A</b></p> 
<p><b>A# B</b></p> 	<p><b>H</b> Alternativgriff</p> 	<p><b>c</b> Alternativgriff</p> 

# Grundgrifftabelle

für Euphonium in B

mit seitlichem Quartventil

c# bis e'

JUPITER®

www.jupiter.info

<p>c# d<b>b</b></p> <p>L R R R</p>	<p>d</p> <p>Alternativgriff</p> <p>L R R R</p>	<p>d# e<b>b</b></p> <p>L R R R</p>
<p>e</p> <p>L R R R</p>	<p>f</p> <p>L R R R</p>	<p>f# g<b>b</b></p> <p>L R R R</p>
<p>g</p> <p>Alternativgriff</p> <p>L R R R</p>	<p>g# a<b>b</b></p> <p>L R R R</p>	<p>a</p> <p>L R R R</p>
<p>a# b</p> <p>L R R R</p>	<p>h</p> <p>L R R R</p>	<p>c'</p> <p>L R R R</p>
<p>c# d<b>b</b></p> <p>L R R R</p>	<p>d'</p> <p>Alternativgriff</p> <p>L R R R</p>	<p>d# e<b>b</b></p> <p>L R R R</p>

# Grundgrifftabelle

## für Euphonium in B

mit seitlichem Quartventil

e' bis b'

<p>Diagram for e': Bass clef, note e' on the first line. Fingerings: L (left), R (right), R (right), R (right).</p>	<p>Diagram for f': Bass clef, note f' on the first space. Fingerings: L (left), R (right), R (right), R (right).</p>	<p>Diagram for f# and g: Bass clef, notes f# and g on the first space. Fingerings: L (left), R (right), R (right), R (right).</p>
<p>Diagram for g: Bass clef, note g on the second line. Fingerings: L (left), R (right), R (right), R (right).</p>	<p>Diagram for g# and a: Bass clef, notes g# and a on the second line. Fingerings: L (left), R (right), R (right), R (right). <i>Alternativgriff</i> (Alternative fingering) is indicated in red.</p>	<p>Diagram for a: Bass clef, note a on the second space. Fingerings: L (left), R (right), R (right), R (right).</p>
<p>Diagram for a# and b: Bass clef, notes a# and b on the second space. Fingerings: L (left), R (right), R (right), R (right).</p>		